





TYPES OF PANELS

1 STANDARD

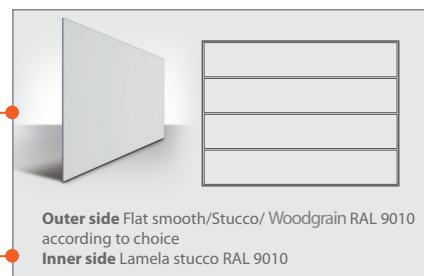


- traditional panel shape
- reinforced for installation of hinges
- polyurethane foam core free from HFCKW
- double-side hot-dip galvanizing
- 25 µm PES Polyester
- $U = 0,50 \text{ W/m}^2\text{K}$
- $R = 25\text{dB}$



Panel height	500	610
Ribs	4	5

2 PROTECT

- finger safe protection
- polyurethane foam core free from HFCKW
- double-side hot-dip galvanizing
- 25 - 35 µm PES Polyester
- $U = 0,50 \text{ W/m}^2\text{K}$
- $R = 25\text{dB}$



PAINTING

Color shades in RAL and NCS

RAL – best used system for determination of color shade in the industry of sectional doors; RAL numbers have four positions (1st position indicates group of color shade, 2nd position is always 0, last two positions specify color shade e.g. **6009**, **5010**).

NCS – is a proprietary perceptual color model based on the color opponency description of color vision; colors are defined by three values (specifying the amount of blackness, saturation, and a percentage value between two of the colors red, yellow, green or blue e.g. **2030-Y90R**, **0580-Y10R**).





TOORS INDY

PANELS

STANDARD							
	Lamella stucco	Lamella stucco	Lamella stucco	Lamella stucco	Lamella stucco	Lamella stucco	
	Code - color ¹⁾	533 - 9010 / 9002	531 - 9002 / 9002	532 - 9006 / 9002	536 - 9007 / 9002	534 - 7016 / 9002	535 - 5010 / 9002
	Height [mm] ²⁾	500; 610	500; 610	500; 610	500; 610	500; 610	610
Passdoor / FVE ³⁾	Yes / Yes	Yes / Yes	Yes / Yes	Yes / Yes	Yes / Yes	Yes / Yes	
Structure ⁴⁾	Stucco / Stucco	Stucco / Stucco	Stucco / Stucco	Stucco / Stucco	Stucco / Stucco	Stucco / Stucco	

STANDARD					
	Lamella stucco	V-profil smooth	Lamella stucco	Lamella stucco	
	Code - color ¹⁾	538 - 8014 / 9002	539 - 9006 / 9002	540 - 7021 / 9002	531 - 80 - 9002 / 9002
	Height [mm] ²⁾	610	610	610	610
Passdoor / FVE ³⁾	Yes / Yes	Yes / Yes	Yes / Yes	No / No	
Structure ⁴⁾	Stucco / Stucco	Smooth / Stucco	Stucco / Stucco	Stucco / Stucco	

PROTECT							
	Lamella stucco	Lamella stucco	Lamella stucco	Lamella stucco	Lamella stucco	Lamella stucco	
	Code - color ¹⁾	672 - 9010 / 9010	671 - 9002 / 9010	673 - 9006 / 9010	694 - 9007 / 9010	674 - 1021 / 9010	675 - 3000 / 9010
	Height [mm] ²⁾	500; 610	500; 610	500; 610	610	500; 610	610
Passdoor / FVE ³⁾	Yes / Yes	Yes / Yes	Yes / Yes	Yes / Yes	Yes / Yes	Yes / Yes	
Structure ⁴⁾	Stucco / Stucco	Stucco / Stucco	Stucco / Stucco	Stucco / Stucco	Stucco / Stucco	Stucco / Stucco	

¹⁾Color of panel: outer side / inner side; ²⁾Active height of panel contribute to the door height; ³⁾FVE - aluminum frame section; ⁴⁾Surface structure of panel: outer side / inner side;




TOORS INDY

PANELS


PROTECT




Lamella stucco




Lamella stucco



Lamella stucco




Lamella stucco




Lamella stucco

Code-color¹⁾	676-5010/9010	677-6009/9010	679-8014/9010	678-7016/9010	684-9005/9010
Height [mm]²⁾	610	610	610	610	610
Passdoor/FVE³⁾	Yes/Yes	Yes/Yes	Yes/Yes	Yes/Yes	Yes/Yes
Structure⁴⁾	Stucco/ Stucco	Stucco/ Stucco	Stucco/Stucco	Stucco/Stucco	Stucco/ Stucco


PROTECT




V-profile smooth




V-profile smooth




Flat stucco



Flat smooth



Flat woodgrain



Flat smooth

Code-color¹⁾	687-9006/9010	682-7016/9010	699-9016/9010	667-9016/9010	669-9016/9010	668-7016/9010
Height [mm]²⁾	500; 610	500; 610	500; 610	500; 610	500; 610	500; 610
Passdoor/FVE³⁾	Yes/Yes	Yes/Yes	Yes/Yes	Yes/Yes	Yes/Yes	Yes/Yes
Structure⁴⁾	Smooth/ Stucco	Smooth/ Stucco	Stucco/ Stucco	Smooth/ Stucco	Woodgrain/ Stucco	Smooth/Stucco



¹⁾Color of panel: outer side / inner side; ²⁾Active height of panel contribute to the door height; ³⁾FVE – aluminum frame section;
⁴⁾Surface structure of panel: outer side / inner side